

Pascack Valley Line

As of November 10, 2024

Pascack Valley Line service is operated by NJ Transit Rail Operations under contract with MTA Metro-North Railroad.

Hoboken
↓
PATH

Secaucus
↓
Penn Station-NY
New York City

Pearl River

Nanuet

Spring Valley

Schedule Links

Monday – Friday

[To Hoboken, Secaucus, and Penn Station-NY](#)

[To Spring Valley](#)

Saturday, Sunday & Holidays

[To Hoboken, Secaucus, and Penn Station-NY](#)

[To Spring Valley](#)

See information on [Metro-North's ADA accommodations](#) and [NJ Transit's ADA accommodations](#)

Weekend Schedules in effect


2024 Holidays

11/28 Thanksgiving Day
11/29 Friday after Thanksgiving
12/24 Christmas Eve
12/25 Christmas Day
12/31 New Year's Eve

2025 Holidays

1/1 New Year's Day
1/20 M.L.King Jr. Day
2/17 Presidents Day
5/26 Memorial Day
7/4 Independence Day
9/1 Labor Day

Key

- G** – **Transfer at Grove Street** to continue your trip to Hoboken or World Trade Center.
- J** – **Transfer at Journal Square** to continue your trip to Hoboken or World Trade Center.
- L** – Train may depart **earlier** than scheduled.
- P** – **PATH** weekend schedules vary. Check times at panynj.gov/path or call 1-800-234-7284
- Q** – **Quiet Commute Program** customers are asked to silence all audio devices, refrain from cell phone use, conduct conversations in subdued voices, and maintain low headphone volumes to avoid disturbing other customers
Quiet cars are available:
 - On the first and last cars of trains to/from New York.
 - On the first car of trains to Hoboken.
 - On the last car of trains departing Hoboken.
- S** – **Transfer at Secaucus Junction** to continue your trip to Penn Station-NY. These are the recommended transfers other [connections may be available](#).
-  **Accessible** to customers using mobility devices.

Useful links

mta.info/mnr njtransit.com
mta.info/schedules njtransit.com/train-to
mta.info panynj.gov/path
lazparking.com nywaterway.com

General Info

Peak tickets are required on weekday trains that:

- Arrive at Hoboken/Penn Station-NY between 7 AM – 9:30 AM
- Depart for Spring Valley from Hoboken/Penn Station-NY between 4 PM – 7 PM on weekdays

Peak fares apply only for travel to/from Hoboken, Secaucus, Newark and/or Penn Station-NY

Off-peak round-trip tickets are valid on:

- PM Peak trains to stations north of Montvale


Reduced fares

- Senior (65+)/People with Disabilities and Medicare customers will not be charge on board surcharge when buying a ticket on the train.


Must present proper ID. See details


Bicycles

See details on [NJ Transit's bike policy](#).

-  **Bicycles NOT permitted** on:
 - inbound AM peak trains
 - on trains with the NO BIKE symbol
 - outbound PM peak trains
 - or on some holidays

-  **Bicycles NOT permitted** on connecting train between Penn Station-NY and Secaucus

-  **"Bike Train"** a maximum of 15 bicycles are permitted on trains marked with this symbol.

-  **NY State Law, MTA Metro-North Railroad, NJ State Law and NJ Transit prohibit smoking and vaping on railroad equipment and property.** Including, but not limited to all trains; stations; terminals; platforms, ticketing, waiting, and boarding areas; elevators; and staircases.


More Details on:

[Ticket Information](#) [Contact Info](#) [Connecting Services](#) [Ticketing Apps](#)


TO HOBOKEN & PENN STATION, NY	OFF-PEAK	AM PEAK									OFF-PEAK							
	1602 Q	1604 Q	1606 Q	1608 Q	1610 Q	1612 Q	1614 Q	1616 Q	1618 Q	1620 Q	1622 Q	1624 Q	1626 Q	1628 Q	1630 Q	1632 Q	1634	1636
Spring Valley ♿	AM 5 10	AM 5 53	AM 6 21	AM 6 30	AM 6 50	AM 7 03	AM 7 22	AM 7 39	AM 7 48	AM 8 03	AM 8 50	AM 10 55	PM 12 20	PM 1 31	PM 2 46	PM 3 54	PM 9 14	AM 12 05
Nanuet ♿	5 15	5 59	6 27	6 36	6 56	7 09	7 28	7 45	7 53	8 09	8 55	11 00	12 25	1 36	2 51	3 59	9 20	12 10
Pearl River, NY	5 19	6 03	6 32	6 40	7 00	7 14	7 32	7 50	7 58	8 13	8 59	11 04	12 29	1 41	2 55	4 04	9 28	12 18
Montvale, NJ	5 22	6 06		6 43	7 03	7 17	7 35		8 01	8 16	9 03	11 08	12 33		2 59	4 07	9 31	12 21
Park Ridge	5 24	6 09		6 46	7 06	7 20	7 38	7 54		8 19	9 05	11 10	12 35		3 01	4 09	9 33	12 23
Woodcliff Lake	5 26	6 11		6 49		7 23	7 40		8 04	8 21	9 07	11 12	12 37		3 03	4 11	9 35	12 25
Hillsdale	5 30	6 14		6 52	7 11	7 27	7 44	7 59		8 24	9 10	11 15	12 40		3 06	4 14	9 38	12 29
Westwood	5 32	6 17		6 55	7 14	7 31	7 47		8 09	8 27	9 13	11 18	12 43		3 09	4 17	9 41	12 31
Emerson	5 35	6 21		6 59	7 17	7 34		8 03		8 31	9 16	11 21	12 46		3 12	4 20	9 44	12 35
Oradell	5 39	6 24		7 02	7 21	7 38	7 51		8 14	8 34	9 19	11 25	12 49		3 16	4 24	9 47	12 38
River Edge	5 42	6 28		7 06	7 25	7 42	7 55	8 08		8 38	9 23	11 28	12 53		3 19	4 27	9 50	12 41
New Bridge Landing	5 46	6 32		7 10	7 29	7 47	7 59		8 20	8 42	9 27	11 32	12 57	1 56	3 23	4 31	9 54	12 45
Hackensack (Anderson Street)	5 49	6 36		7 14	7 33		8 03		8 23		9 30	11 35	1 05	2 00	3 31	4 38	9 57	12 49
Hackensack (Essex Street)	5 52	6 39		7 17	7 36		8 06		8 26		9 33	11 38	1 08	2 03	3 34	4 41	10 00	12 51
Teterboro (Williams Ave.)	5 55	6 42		7 20	7 39		8 09		8 30				1 11	2 06	3 37	4 44	10 03	12 54
Wood-Ridge	5 59	6 46		7 24	7 43		8 13		8 33		9 38	11 43	1 14	2 13	3 40	4 47	10 10	12 58
Secaucus Junction ♿	L 6 09	L 6 56	L 7 03	L 7 35	L 7 54	L 8 04	L 8 23	L 8 28	L 8 43	8 58	9 48	11 53	1 25	2 23	3 50	4 57	10 20	1 07
Secaucus Junction (Via NJ Transit) Lv. ♿	S 6 16	S 7 03	S 7 10	S 7 41	S 7 59	S 8 10	S 8 33	S 8 33	S 8 50	S 9 03	S 9 54	S 12 02	S 1 40	S 2 28	S 3 57	S 5 03	S 10 28	S 1 18
Penn Station, NY (Via NJ Transit) Ar. ♿	S 6 29	S 7 16	S 7 23	S 7 54	S 8 14	S 8 23	S 8 49	S 8 49	S 9 03	S 9 16	S 10 06	S 12 17	S 1 53	S 2 42	S 4 11	S 5 16	S 10 42	S 1 36
Hoboken, NJ ♿	6 21	7 08	7 16	7 47	8 06	8 16	8 35	8 40	8 55	9 10	10 00	12 05	1 37	2 36	4 02	5 10	10 32	1 19
Hoboken (via PATH)	6 35	7 15	7 25	7 58	8 14	8 30	8 46	8 54	9 02	9 18	10 19	12 19	1 49	2 49	4 16	5 19	10 43	G 1 47
World Trade Center (via PATH)	6 46	7 26	7 36	8 09	8 25	8 41	8 57	9 05	9 13	9 29	10 30	12 30	2 00	3 00	4 27	5 30	10 54	2 15
Hoboken (via Ferry)	6 40	7 20	7 40	8 00	8 20	8 40	9 00	9 00	9 20	9 20	10 20	12 20	2 00	3 00	4 20	5 20		
World Financial Center (via Ferry)	6 50	7 30	7 50	8 10	8 30	8 50	9 10	9 10	9 30	9 30	10 30	12 30	2 10	3 10	4 30	5 30		
	AM	AM	AM	AM	AM	AM	AM	AM	AM	AM	AM	PM	PM	PM	PM	PM	PM	AM

TO SPRING VALLEY	OFF-PEAK							PM PEAK								OFF-PEAK					
	1605 Q	1607 Q	1611 Q	1613 Q	1617 Q	1621 Q	1623 Q	1625 Q	1627 Q	1629 Q	1629 Q	1631 Q	1633 Q	1635 Q	1637 Q	1641 Q	1643	1645	1647	2101	
	AM	AM	AM	PM	PM	PM	PM	PM	PM	PM	PM	PM	PM	PM	PM	PM	PM	PM	PM	AM	
World Trade Center (via PATH)	8 35	9 32	10 57	11 57	1 27	2 42	3 36	4 20	4 36	5 08	5 08	5 16	5 40	5 56	6 28	7 07	7 55	9 19	10 36	G 11 55	
Hoboken (via PATH)	8 46	9 43	11 08	12 08	1 38	2 53	3 47	4 31	4 47	5 19	5 19	5 27	5 51	6 07	6 39	7 18	8 06	9 30	10 49	12 23	
World Financial Center (Via Ferry)	8 30	9 30	10 50	12 10	1 30	2 30	3 30	4 10	4 30	5 10	5 10	5 10	5 30	5 50	6 30	7 00					
Hoboken (via Ferry)	8 40	9 40	11 00	12 20	1 40	2 40	3 40	4 20	4 40	5 20	5 20	5 20	5 40	6 00	6 40	7 00					
Hoboken, NJ ♿	8 56	9 57	11 17	12 29	1 48	3 02	4 04	4 38	5 01	5 32	5 32	5 37	5 58	6 17	6 47	7 28	8 22	9 43	11 12	12 45	
Penn Station, NY (Via NJ Transit) Lv	S 8 46	S 9 46	S 11 06	S 12 12	S 1 40	S 2 51	S 3 56	S 4 30	S 4 50	S 5 20	S 5 25	S 5 29	S 5 50	S 6 04	S 6 41	S 7 20	S 8 07	S 9 35	S 11 06	S 12 34	
Secaucus Junction (Via NJ Transit) Ar ♿	S 8 55	S 9 55	S 11 16	S 12 22	S 1 49	S 3 01	S 4 06	S 4 40	S 4 59	S 5 30	S 5 35	S 5 39	S 6 00	S 6 14	S 6 51	S 7 29	S 8 17	S 9 44	S 11 16	S 12 43	
Secaucus Junction ♿	9 07	10 08	11 28	12 40	1 59	3 13	4 14	4 49	5 12	5 43	5 43	5 48	6 09	6 28	6 58	7 39	8 33	9 54	11 23	12 55	
Wood-Ridge	9 16	10 17	11 37	12 50	2 08		4 23	4 59	5 22	Runs 11/27 & 12/24 Only ↓		L 5 58	L 6 18	L 6 38	L 7 08	7 49	8 42	10 04	11 32	1 04	
Teterboro (Williams Ave.)		10 20	11 44	12 54	2 11		4 27	5 02	5 25				L 6 02	L 6 22	L 6 41	L 7 12	7 52	8 45	10 07	11 36	1 07
Hackensack (Essex Street)	9 21	10 23	11 47	12 57	2 14		4 30	5 05	5 28				L 6 06	L 6 25	L 6 45	L 7 15	7 55	8 48	10 10	11 39	1 10
Hackensack (Anderson Street)	9 24	10 26	11 50	1 00	2 17		4 33	5 08	5 31				L 6 10	L 6 29	L 6 48	L 7 18	7 58	8 51	10 13	11 42	1 13
New Bridge Landing	9 30	10 29	11 53	1 03	2 20		4 36	L 5 12	L 5 35				L 6 14	L 6 33	L 6 52	L 7 22	8 01	8 55	10 16	11 45	1 16
River Edge	9 35	10 33	11 57	1 07	2 25	3 31	4 40	L 5 16	L 5 39				L 6 19	L 6 38	L 6 57	L 7 26	8 06	8 59	10 20	11 49	1 21
Oradell	9 38	10 37	12 00	1 10	2 28	3 35	4 43	L 5 20	L 5 43				L 6 22	L 6 41	L 7 01	L 7 30	8 09	9 02	10 24	11 52	1 24
Emerson	9 41	10 40	12 04	1 14	2 31	3 38	4 47	L 5 23	L 5 46				L 6 26	L 6 45	L 7 04	L 7 33	8 12	9 05	10 27	11 56	1 27
Westwood	9 44	10 43	12 07	1 17	2 34	3 42	4 50	L 5 27	L 5 49				L 6 30	L 6 49	L 7 08	L 7 37	8 15	9 08	10 30	11 59	1 29
Hillsdale	9 47	10 46	12 10	1 20	2 37	3 45	4 53	L 5 30	L 5 52				L 6 33	L 6 52	L 7 11	L 7 40	8 18	9 11	10 33	12 02	1 32
Woodcliff Lake				1 23	2 40	3 48	4 56	L 5 33	L 5 55			L 6 37	L 6 55	L 7 15	L 7 43	8 21	9 14	10 36	12 05	1 35	
Park Ridge	9 52	10 50	12 14	1 25	2 42	3 50	4 58	L 5 35	L 5 58			L 6 40	L 6 58	L 7 17	L 7 46	8 24	9 17	10 38	12 07	1 38	
Montvale, NJ	9 54	10 53	12 16	1 27	2 44	3 53	5 01	L 5 38	L 6 00			L 6 42	L 7 01	L 7 20	L 7 49	8 26	9 19	10 41	12 09	1 40	
Pearl River, NY	9 57	10 56	12 20	1 30	2 48	3 56	5 04	L 5 41	L 6 03	L 6 15	L 6 15	L 6 46	L 7 04	L 7 24	L 7 52	8 29	9 22	10 44	12 13	1 44	
Nanuet ♿	10 02	L 11 05	L 12 30	L 1 40	L 2 56	L 4 04	5 09	L 5 46	L 6 08	L 6 20	L 6 20	L 6 51	L 7 09	L 7 29	L 7 57	8 34	9 27	10 49	12 17	1 48	
Spring Valley ♿	10 10	11 12	12 38	1 49	3 04	4 10	5 15	5 52	6 14	6 26	6 26	6 56	7 15	7 34	8 03	8 40	9 33	10 55	12 23	1 56	
	AM	AM	PM	PM	PM	PM	PM	PM	PM	PM	PM	PM	PM	PM	PM	PM	PM	PM	AM	AM	

NJ TRANSIT MyTixSM mobile ticketing is available for PVL customers.
 Visit www.njtransit.com for more information.

TO HOBOKEN & PENN STATION, NY												
	2100	2102	2104	2106	2108	2110	2112	2114	2118	2122	2124	2126
	AM	AM	AM	AM	AM	AM	PM	PM	PM	PM	PM	PM
Spring Valley	6 02	7 02	8 03	9 41	10 03	11 41	12 03	2 03	4 05	6 08	7 16	8 09
Nanuet	6 07	7 07	8 08	9 46	10 08	11 46	12 08	2 08	4 10	6 13	7 21	8 14
Pearl River, NY	6 11	7 11	8 12	9 51	10 12	11 51	12 13	2 12	4 14	6 22	7 30	8 22
Montvale, NJ	6 15	7 14	8 16		10 16		12 16	2 16	4 18	6 25	7 33	8 25
Park Ridge	6 17	7 17	8 18		10 18		12 18	2 18	4 20	6 27	7 35	8 28
Woodcliff Lake	6 19	7 19	8 20		10 20		12 21	2 20	4 22			8 30
Hillsdale	6 22	7 22	8 23		10 23		12 24	2 23	4 25	6 31	7 39	8 33
Westwood	6 25	7 25	8 26		10 26		12 27	2 26	4 28	6 34	7 42	8 36
Emerson	6 28	7 28	8 29		10 29		12 30	2 29	4 31	6 37	7 45	8 39
Oradell	6 32	7 31	8 33		10 33		12 34	2 33	4 35	6 41	7 49	8 42
River Edge	6 35	7 35	8 36		10 36		12 37	2 36	4 38	6 44	7 52	8 46
New Bridge Landing	6 40	7 39	8 41		10 41		12 42	2 41	4 43	6 48	7 56	8 50
Hackensack (Anderson Street)	6 43	7 43	8 48		10 48		12 49	2 48	4 48	6 56	8 00	8 53
Hackensack (Essex Street)	6 46	7 46	8 51		10 51		12 52	2 51	4 51	6 59	8 03	8 56
Teterboro (Williams Ave.)	6 49	7 49	8 54		10 54		12 55	2 54	4 54			8 59
Wood-Ridge	6 53	7 53	8 57	↓	10 57	↓	12 58	2 57	4 58	7 04	8 08	9 03
Secaucus Junction	7 03	8 03	9 08	10 22	11 08	12 22	1 09	3 08	5 08	7 14	8 19	9 15
Secaucus Junction (Via NJ Transit) Lv.	S 7 18	S 8 18	S 9 18	S 10 29	S 11 15	S 12 29	S 1 22	S 3 20	S 5 23	S 7 20	S 8 27	S 9 23
Penn Station, NY (Via NJ Transit) Ar.	S 7 35	S 8 32	S 9 32	S 10 41	S 11 31	S 12 42	S 1 36	S 3 34	S 5 36	S 7 33	S 8 40	S 9 38
Hoboken, NJ	7 15	8 15	9 20	10 33	11 20	12 33	1 21	3 20	5 20	7 26	8 31	9 27
Hoboken (via PATH) World Trade Center (via PATH)	For Weekend & Holiday PATH service information visit www.panynj.gov/path											
	AM	AM	AM	AM	AM	PM	PM	PM	PM	PM	PM	PM

For Weekend PATH Service to World Trade Center and Exchange Place please visit the PATH website at www.panynj.gov/path

TO SPRING VALLEY												
	2103	2107	2111	2115	2117	2119	2121	2123	2125	2129	2133	2101
	AM	AM	PM	PM	PM	PM	PM	PM	PM	PM	PM	AM
World Trade Center (via PATH) Hoboken (via PATH)	For Weekend & Holiday PATH service information visit www.panynj.gov/path											
Hoboken, NJ	8 13	10 13	12 13	2 13	3 27	4 13	5 13	6 21	7 29	9 21	11 17	12 45
Penn Station, NY (Via NJ Transit) Lv.	S 8 07	S 9 55	S 12 07	S 2 07	S 3 15	S 4 07	S 5 07	S 6 11	S 7 14	S 9 14	S 11 11	S 12 34
Secaucus Junction (Via NJ Transit) Ar.	S 8 16	S 10 04	S 12 16	S 2 16	S 3 24	S 4 16	S 5 16	S 6 20	S 7 23	S 9 23	S 11 20	S 12 43
Secaucus Junction	8 23	10 23	12 23	2 23	3 37	4 23	5 23	6 31	7 39	9 31	11 27	12 55
Wood-Ridge	8 33	10 33	12 33	2 33		4 33	5 33	6 41		9 40	11 36	1 04
Teterboro (Williams Ave.)	8 36	10 36	12 37	2 36		4 37	5 36	6 44		9 44	11 40	1 07
Hackensack (Essex Street)	8 39	10 39	12 40	2 39		4 40	5 40	6 48		9 47	11 43	1 10
Hackensack (Anderson Street)	8 42	10 42	12 43	2 42		4 43	5 43	6 51		9 50	11 46	1 13
New Bridge Landing	8 46	10 46	12 47	2 46		4 47	5 46	6 54		9 53	11 49	1 16
River Edge	8 50	10 50	12 51	2 50		4 51	5 50	6 59		9 57	11 53	1 21
Oradell	8 53	10 53	12 54	2 53		4 54	5 54	7 02		10 00	11 56	1 24
Emerson	8 57	10 57	12 58	2 57		4 58	5 57	7 05		10 04	12 00	1 27
Westwood	8 59	10 59	1 01	3 00		5 00	6 00	7 09		10 06	12 02	1 29
Hillsdale	9 03	11 03	1 04	3 03		5 04	6 03	7 11		10 10	12 06	1 32
Woodcliff Lake	9 06	11 06	1 07	3 06		5 07	6 06	7 15		10 13	12 09	1 35
Park Ridge	9 08	11 08	1 09	3 08		5 09	6 09	7 17		10 15	12 11	1 38
Montvale, NJ	9 10	11 10	1 11	3 10	▼	5 11	6 11	7 19	▼	10 18	12 14	1 40
Pearl River, NY	9 14	11 14	1 15	3 14	4 07	5 15	6 14	7 23	8 14	10 21	12 17	1 44
Nanuet	9 18	11 18	1 19	3 18	4 16	5 19	6 19	7 27	8 21	10 26	12 21	1 48
Spring Valley	9 25	11 25	1 26	3 25	4 24	5 26	6 26	7 34	8 29	10 34	12 29	1 56
	AM	AM	PM	PM	PM	PM	PM	PM	PM	PM	AM	AM

Port Jervis Line service is operated by NJ Transit Rail Operations under contract with MTA Metro-North Railroad.

Pascack Valley Line

As of November 10, 2024

Pascack Valley Line service is operated by NJ Transit Rail Operations under contract with MTA Metro-North Railroad.

Ticket info

Monthly and Weekly Tickets

for Port Jervis Line Stations will be honored on the Pascack Valley Line.

Monthly and Weekly Tickets to Hoboken/Penn Station-NY

for Pascack Valley Line Stations will be honored on Metro-North's Hudson Line trains to Grand Central when the value of the ticket equal to or greater than the value Hudson Line ticket.

Buy Tickets before boarding to avoid the \$5.00 onboard surcharge

you will be charged if a ticket vending machine or ticket office is available at your boarding station.

Surcharge does not apply to senior citizens or passengers with disabilities

Download NJ Transit's MyTix App



Contact Information

Daily 7AM – 7PM/Automated info 24/7 ..973-275-5555
Hearing Impaired (*Teleprinter only*).....800-772-2287

MTA Metro-North Railroad mta.info/mnr
– [Schedules](#) – [Lost & Found](#) – [Mail&Ride](#)
– [Fares](#) – [Group Sales](#) – [Bicycle Permits](#)
– [Parking](#) – [Senior/Disabled Accesibility](#)
– [Comments, Concerns, Commendations](#)

Daily 6AM – 10PM/Automated info 24/7511
Outside New York State.....877-690-5114

Deaf/Hard of Hearing – *Use your preferred relay service provider or the free 711 relay to reach*511

MTA Police212-878-1001

MTA PD Emergency Only888-MTA-911PD

MTA Inspector General Hotline.....800-MTA-IG4U
(800-682-4448)

NJ Transit njtransit.com

Schedules, Fares, Lost & Found, Refunds,
Senior/Disabled accessibility,

Other Transit Information

Amtrak.....800-872-7245

LAZ Parking.....888-682-PARK
(888-682-7275)

MTA New York City Transit
Subway & Bus Information.....511

PATH (*Port Authority Trans-Hudson*)800-234-PATH

Información en español está disponible en nuestro sitio web o por teléfono: 511 – 877-690-5114 – www.mta.info/mnr

Informação em português está disponível em nosso site ou pelo telefone: 511 – 877-690-5114 – www.mta.info/mnr

Informazione in italiano è disponibile sul nostro sito web o per telefono: 511 – 877-690-5114 – www.mta.info/mnr

可以在我们的网站，也可以通过致电获取中文资料：

אינפֿארמאַציע אין ייִדיש איז בנימצא אין אונדזער וועבזייטל אָדער דורך טעלעפֿאן 511 – 877-690-5114 – www.mta.info/mnr

Title VI Statement:

MTA Metro-North Railroad is committed to providing nondiscriminatory service to ensure that no person is excluded from participation in, or denied the benefits of, or subjected to discrimination in the receipt of its services on the basis of race, color, national origin or income as protected by Title VI of the Civil Rights Act of 1964.

For more information visit www.mta.info or contact:

MTA Metro-North Railroad Office of Diversity & Equal Employment Opportunity, 420 Lexington Avenue, 12th Fl., New York, NY 10170, or call 511.

In addition to your right to file a complaint with Metro-North Railroad, you have the right to file a Title VI complaint with the Federal Transit Administration, Office of Civil Rights, Attention: Complaint Team, East Building 5th Floor—TCR, 1200 New Jersey Ave. SE, Washington, DC 20590.

Connecting Services

PATH (*Port Authority Trans-Hudson*)

panynj.gov/path

PATH train schedules shown herein are for information only and connections cannot be guaranteed.

To World Trade Center

Transfer at Hoboken Terminal, for trains to Newport and Exchange Place and World Trade Center.

To Midtown Manhattan

Transfer at Hoboken Terminal, for trains to Christopher St, 9th St, 14th St, 23rd St and 33rd St.

NJ Transit

njtransit.com

To Penn Station-NY

Transfer at Secaucus Junction for trains to Penn Station-NY

NJ Transit #126 BUS

Service between Hoboken and Port Authority Bus Terminal midtown Manhattan.

NY Waterway

nywaterway.com

Monday – Friday

Ferry service 6:00AM – 9:30PM, every 20 minutes, between Hoboken and Battery Park City/Brookfield Place in lower Manhattan.

Saturday– Sunday

Ferry service 10:00AM – 9:30PM, every 30 minutes, between Hoboken and West 39th St.in midtown Manhattan.

Holiday Service

Visit nywaterway.com or call 800-533-3779 for details

Please note that only World Financial Center ferry schedules and World Trade Center PATH schedules appear in this timetable.

RESPONSIBILITY –

Metro-North Railroad cannot assume responsibility for inconvenience, expense or damage resulting from errors in timetables, delayed trains, failure to make connections, or for changes in or shortage of equipment. The schedules in this timetable are subject to change without notice.

